

Vitoplanar connection set 5 m/10 m

For Vitoplanar EF2/EF3

Safety instructions



Please follow these safety instructions closely to prevent accidents and material losses.

Installation, commissioning, inspection, maintenance and repairs must only be carried out by a competent person (heating engineer/installation contractor).


Before working on the equipment/heating system, isolate the power supply (e.g. by removing a separate mains fuse or by means of a main isolator) and safeguard against unauthorised reconnection.

Repairing components that fulfil a safety function can compromise the safe operation of your heating system. For replacements, use only original spare parts supplied or approved by Viessmann.

Before installation

Standard delivery


- Connecting cable, 5 m or 10 m
- 1 heat shrink tube, length 200 mm
- 2 heat shrink tubes, length 45 mm
- 2 butt connectors, non-insulated, 1.0 mm²
- 1 butt connector, non-insulated, 1.5 mm²



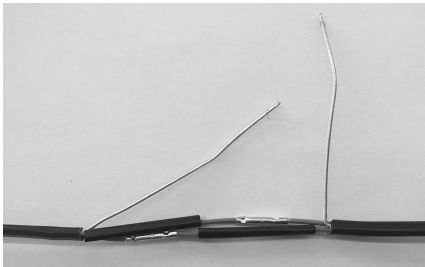
Required tools

- Wire stripper
- Crimping pliers
- Wire cutters
- Heat gun

Connecting the cables



1. Strip the outer sheath with the wire stripper (approx. 150 mm).
Cut the cores to staggered lengths with the wire cutters.
Strip the cores with the wire stripper (approx. 5 mm).
Squeeze the butt connector (1.0 mm²) onto the cores of one connecting cable with the crimping pliers.



2. Slide on 2 heat shrink tubes (length 45 mm).
Squeeze the butt connector (1.0 mm²) onto the cores of the other connecting cable with the crimping pliers.



3. Connect the protective braid/earth-ing to the butt connector (1.5 mm²) (crimp with the crimping pliers).



4. Slide the heat shrink tubes onto the butt connectors and shrink with the heat gun.



5. Slide on the heat shrink tube (length 200 mm) and shrink with the heat gun.





Viessmann Werke GmbH & Co. KG
D-35107 Allendorf
Telephone: +49 6452 70-0
Fax: +49 6452 70-2780
www.viessmann.com



Viessmann Limited
Hortonwood 30, Telford
Shropshire, TF1 7YP, GB
Telephone: +44 1952 675000
Fax: +44 1952 675040
E-mail: info-uk@viessmann.com

5855590 Subject to technical modifications.