



tado°



## Welcome Guide

Meet Your Smart Radiator Thermostat



# GET STARTED



## Self-installation

Get step-by-step instructions online

OR



## Installation Service

Book / schedule appointment  
or activate installed devices



Create account at

**[tado.com/start](https://tado.com/start)**

Need help? [tado.com/support](https://tado.com/support)

# MEET YOUR SMART RADIATOR THERMOSTAT

The tado° Smart Radiator Thermostat simply replaces the old conventional thermostatic radiator valve head.

## LED Display

Shows current mode and set target temperature



Home



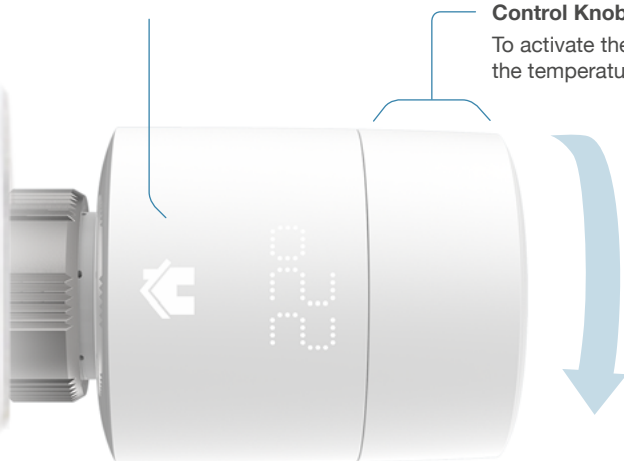
Away



Manual

## Control Knob

To activate the display and change the temperature



# GET THE APP

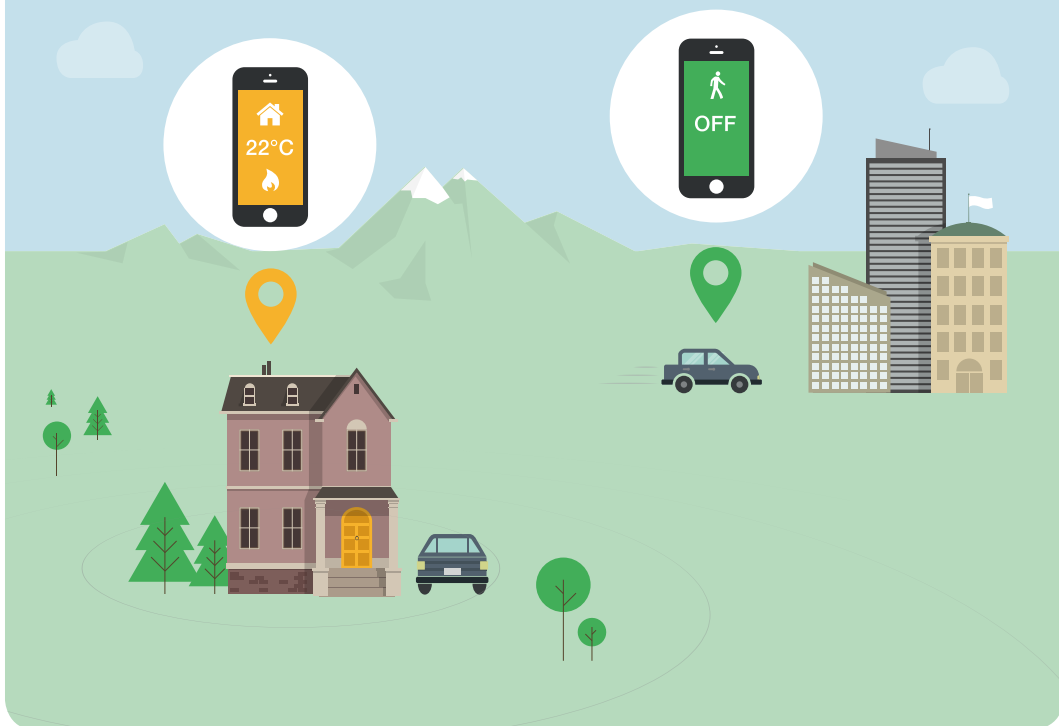
The mobile app tells your tado° devices where you are, displays the temperature at home and lets you change any settings from wherever you are.



Web access via  
[tado.com/login](https://tado.com/login)

# LOCATION-BASED CONTROL

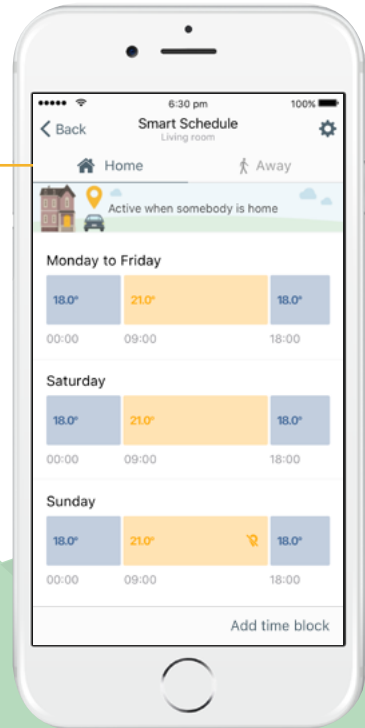
tado° uses the location of residents' mobile devices to turn down the heating when everybody is away and turn it on when somebody is on the way home, automatically.





# ALWAYS THE RIGHT TEMPERATURES WHEN HOME

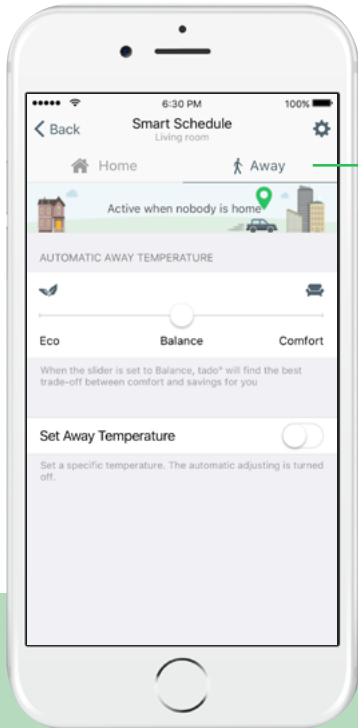
Choose which settings should be active when somebody is home. Since the schedule is smart these settings only become active if at least one person is at home.





## SAVE ENERGY WHEN YOU ARE AWAY

The Away Mode automatically becomes active when nobody is at home. You can set the Away-Temperature in the app or enjoy the comfort of the automatic Away-Temperature that tado° computes depending on your location.



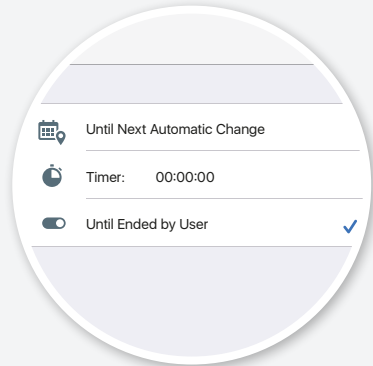
## MANUAL CONTROL (BOOST)

You can change the temperature temporarily without modifying the Smart Schedule.

### In the App



Tap the target temperature to change it.



Choose how long it should stay active.



## MANUAL CONTROL (BOOST)

### On the Device



Changing the temperature sets tado° to Manual Control (the hand icon is shown).



To return to the Smart Schedule simply turn the control knob until the hand icon changes to the home icon.

\* You can set the Manual Control default duration on the device in the settings of the App.



## REPORT

Instant access to your temperature and heating activity report for each room.



## INDIVIDUAL ROOM CONTROL

If you have more than one Smart Radiator Thermostat, you can group them in rooms to synchronize them.



## SMART HOME INTEGRATION

tado° works with best-in-class apps, devices and platforms in smart home, including HomeKit, Amazon Echo and IFTTT.



## CENTRAL HEATING CONTROL

Smart Radiator Thermostats perfectly complement the tado° Smart Thermostat, which controls your heating system / boiler.